

Early childhood vaccination survey of Putnam County resident parents of children between 2-5 years of age

Putnam County Department of Health

Introduction

High childhood vaccination rates are critical to maintaining community-level protection against diseases that were commonplace before the advent of vaccines (CDC, 2022). The proportion of two-year-old children completing the routine early childhood vaccinations (4:3:1:3:3:1:4 series: 4 DTap, 3 Polio, 1 MMR, 3 Hep B, 3 Hib, 1 Varicella, 4 PCV13) recommended by the CDC's Advisory Committee on Immunization Practices (ACIP) by the age of 24 months is a common indicator used to evaluate early childhood vaccination coverage (Hill, et al., 2020). In New York State, a 2021 review found the lowest rates of early childhood vaccination coverage in the Hudson Valley (NYS Health Foundation, 2021). In Putnam County, coverage declined from 70.5% in 2019 to 62.9% in 2021. Putnam's rate is lower than the state rate of 63.8%, and lower still than the New York State Prevention Agenda 2024 goal of 70.5% (NYSDOH, 2023).

Identification of these suboptimal rates prompted the Putnam County Department of Health (PCDOH) to initiate efforts to better understand factors impacting early childhood vaccination in the county. During the summer of 2023 PCDOH conducted two surveys, one of parents of children between 2-5 years of age, and one of the pediatric health care providers that service this population. Knowledge gained from these surveys will inform collaborative efforts between PCDOH and pediatric healthcare practices to improve early childhood vaccination coverage in the county. The following report details findings of the survey conducted with Putnam County resident parents of children between 2-5 years of age.

Methods

To assess local attitudes and experiences surrounding early childhood vaccination, we conducted a cross-sectional online self-administered survey of county residents from June 28 through August 21, 2023. The target population included parents or guardians of county resident children between two to five years of age who had not yet begun kindergarten, with participation limited to one person per household. The target population was selected based on concern for lower vaccination rates due to pandemic disruptions to well child visits and vaccine distribution (Kujawski, Yao, Wang, Carias, & Chen, 2022) combined with absence of universal vaccination mandates prior to the start of kindergarten, where most early childhood vaccines are required for attendance in New York State (NYSDOH, 2023).

We queried the New York State Immunization Information System (NYSIIS)¹ for addresses associated with our target population and estimated the sampling frame to be approximately 4,200

¹ The NYSIIS database includes all Putnam County resident children with a New York State birth record listing a Putnam County address or any providing a Putnam County address at time of vaccination.

households. Based on an anticipated 5% response rate (Niesobecki, et al., 2019), and a desired minimum sample size of 200, the entire sampling frame was included in recruitment efforts.

The primary means of recruitment were postcard invitations to participate (Appendix A) sent by U.S mail to target population households identified in NYSIIS. An outside vendor² was contracted for printing, addressing, and mailing of postcards. The vendor utilized the United States Postal Service (USPS) National Change of Address (NCOA) database (USPS, n.d.) to remove invalid addresses from the list obtained from NYSIIS, resulting in a final mailing of 3,834 postcards on July 13, 2023. Participation was also promoted through announcements on the PCDOH website, social media, press coverage, and at outreach events attended by PCDOH staff during the open period for the survey. The postcards, and all other promotional materials, included a brief description of the survey, eligibility criteria, and instructions to access the survey via a typed link or QR code.

The survey instrument consisted of a mix of multiple choice and open-ended questions regarding vaccination status of children, source of childhood vaccinations, interactions with vaccination providers, use of childcare, confidence in the safety and effectiveness of early childhood vaccinations, and demographic characteristics (Appendix B). Survey data was collected using Alchemer Survey Software (© 2023 Alchemer LLC). The survey was optimized for mobile access, and respondents could choose to complete it in English or Spanish. The following report contains descriptive statistics, summary charts, and selected cross tab analyses performed on data exported from Alchemer into Excel.

Results

Response and Eligibility

Of the 3,834 postcard invitations mailed, 33 were returned undeliverable, leaving an estimated 3,801 potentially eligible respondent households. We received a total of 59 eligible responses with data for analysis for an estimated overall survey response rate of 1.6%. Three respondents took the survey in Spanish, and 56 took it in English. It should be noted that the response rate is an estimate because the actual number of eligible households in Putnam County is unknown. The actual number of eligible households could be higher (households not captured in the mailing list based on missing or inaccurate data from the NYSIIS database) or lower (addresses included in the mailing list but are not currently occupied by eligible residents) than 3,801.

Eligibility was verified by the first two questions in the survey: “Are you the parent or guardian of one or more children between 2-5 years of age who live in Putnam County, New York and have not yet started kindergarten?” and “Has another parent/guardian from your household taken this survey already?” All respondents who answered “No” to the first question or “Yes” to the second question were excluded. Surveys with no responses beyond the eligibility questions were disqualified. Response totals will vary by question because a response was not required for all questions, and some questions were only offered to a subset of participants based on responses to prior questions.

² The Advertising Group, Inc. PO Box 160, Plainview, NY 11803

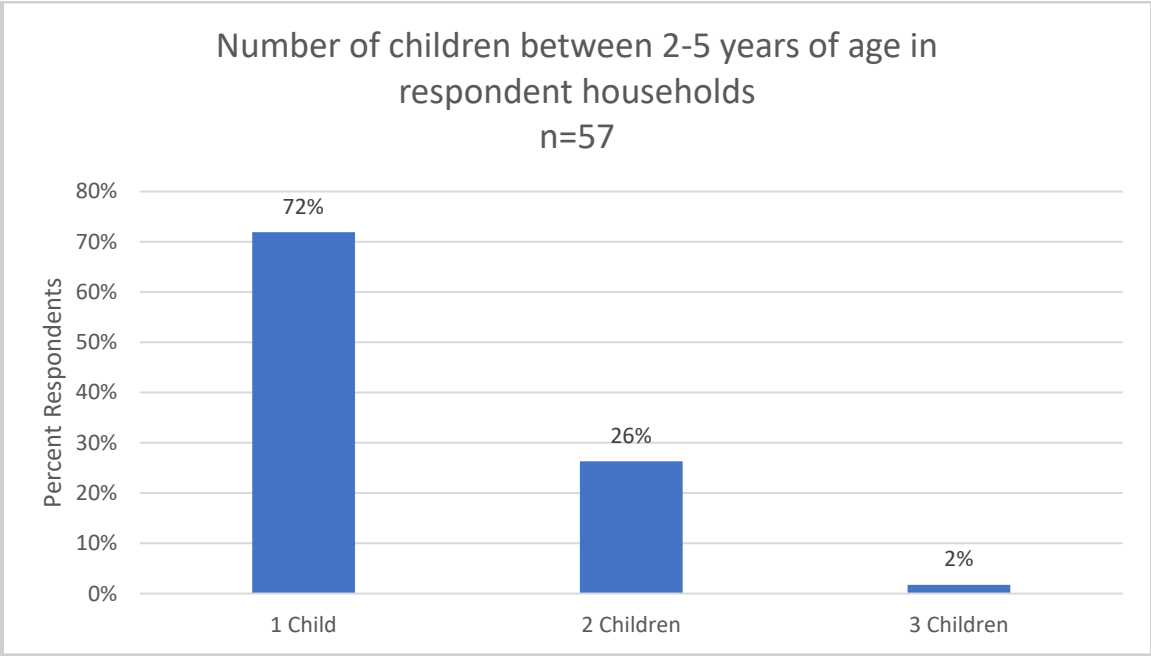
Total Responses	Excluded, do not meet eligibility criteria	Disqualified, no data	Total responses included in analysis
81	8	14	59

The margin of error with a 95% confidence interval, for the total sample of 59, from an estimated population of 3,801, assuming a normal distribution, is +/-13%. This means that there is a 95% chance that survey results are within +/- 13% of the results that would be obtained had we surveyed all 3,801 households.

Demographics

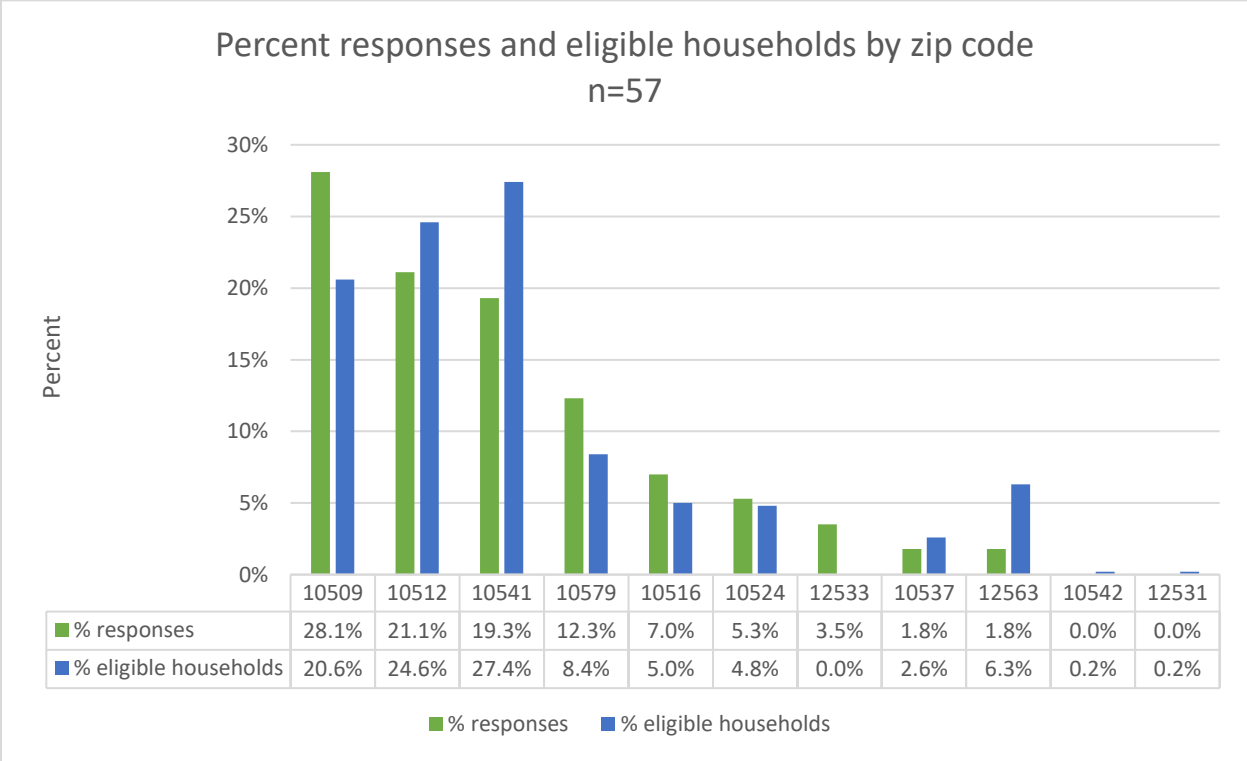
Participants were asked the following series of demographic questions to describe the distribution of the sample, and, where possible, assess representativeness of the underlying population.

How many children between two to five years of age are you answering for?



Of 57 total respondents to this question, nearly three-quarters (72%) were answering for households with only one child between two to five years of age. A total of 74 children were attributed to all 57 respondents.

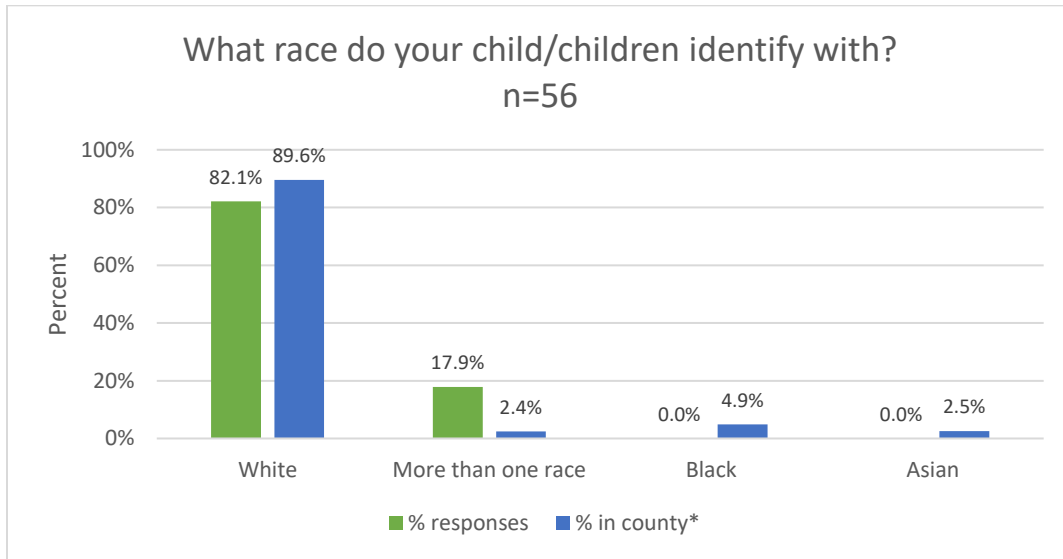
What zip code do your child/children live in?



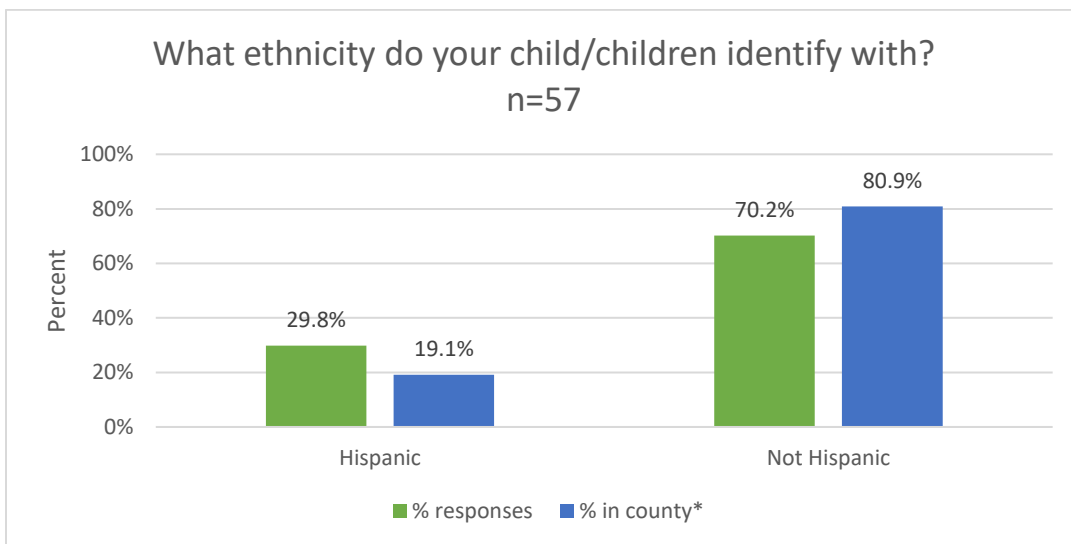
The chart above displays the percent of total respondents by zip code (green bars), compared to the percent of eligible households by zip code, as per postcards delivered (blue bars). There were 57 responses to this question. The highest proportion of respondents were residents of 10509 (Brewster) and the lowest proportion were residents of 10537 (Lake Peekskill) and 12563 (Patterson).

Residents of the zip codes 10509 (Brewster), 10579 (Putnam Valley), 10516 (Cold Spring) and 12533 (Hopewell Junction) were over-represented in the survey while residents of the zip codes 10512 (Carmel), 10541 and 10542 (Mahopac), 10537 (Lake Peekskill), and 12563 (Patterson) were under-represented.

What race do your child/children identify with?



What ethnicity do your child/children identify with?



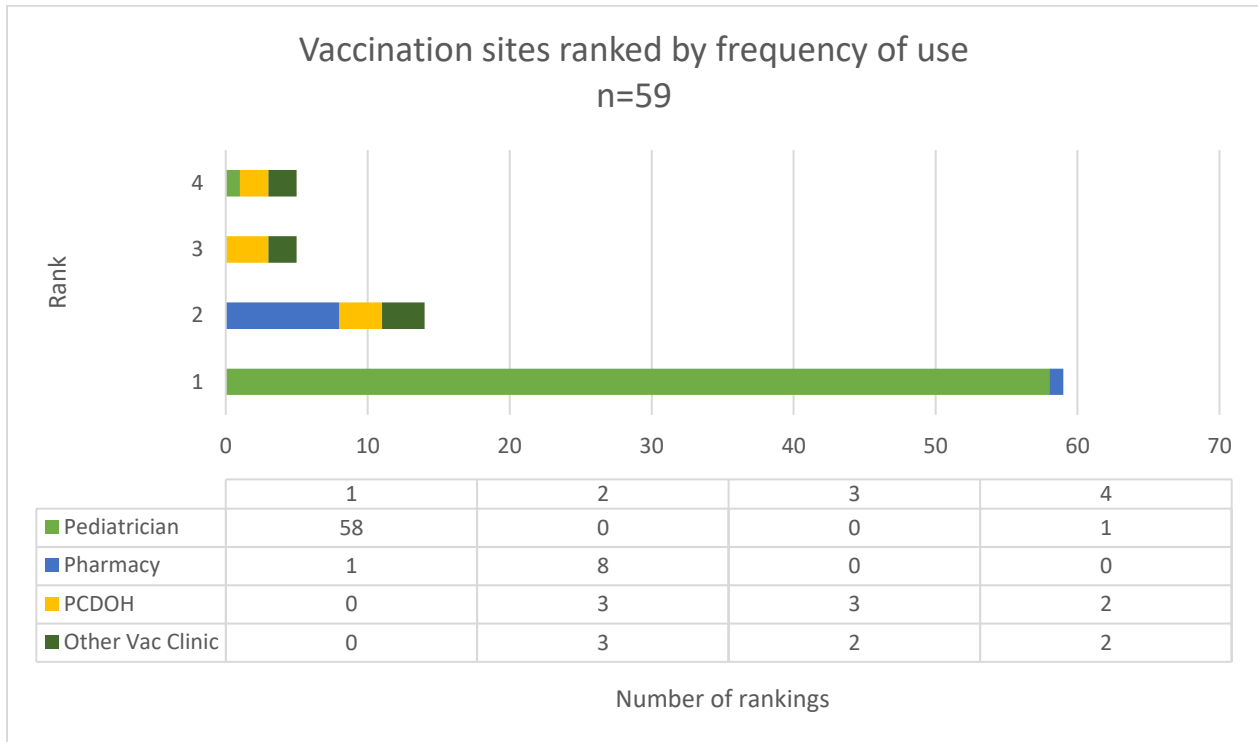
The charts above display the percent of respondent households by race and ethnicity as compared to the overall percents for Putnam County as per the *US Census (U.S Census Bureau, 2022). Comparisons were made to the whole county population because percent by race in the target population is unknown. There were 56 responses to the question regarding race and 57 responses to the question regarding ethnicity. Most respondents were from households with children identifying as White and Not Hispanic.

Households with children identifying with more than one race were over-represented in the survey, while households with children identifying as White were under-represented. There was no representation of households with children identifying as Black or Asian. Households with children identifying as Hispanic were over-represented in the survey, while households with children identifying as not Hispanic were under-represented.

Sources and Barriers to Vaccination

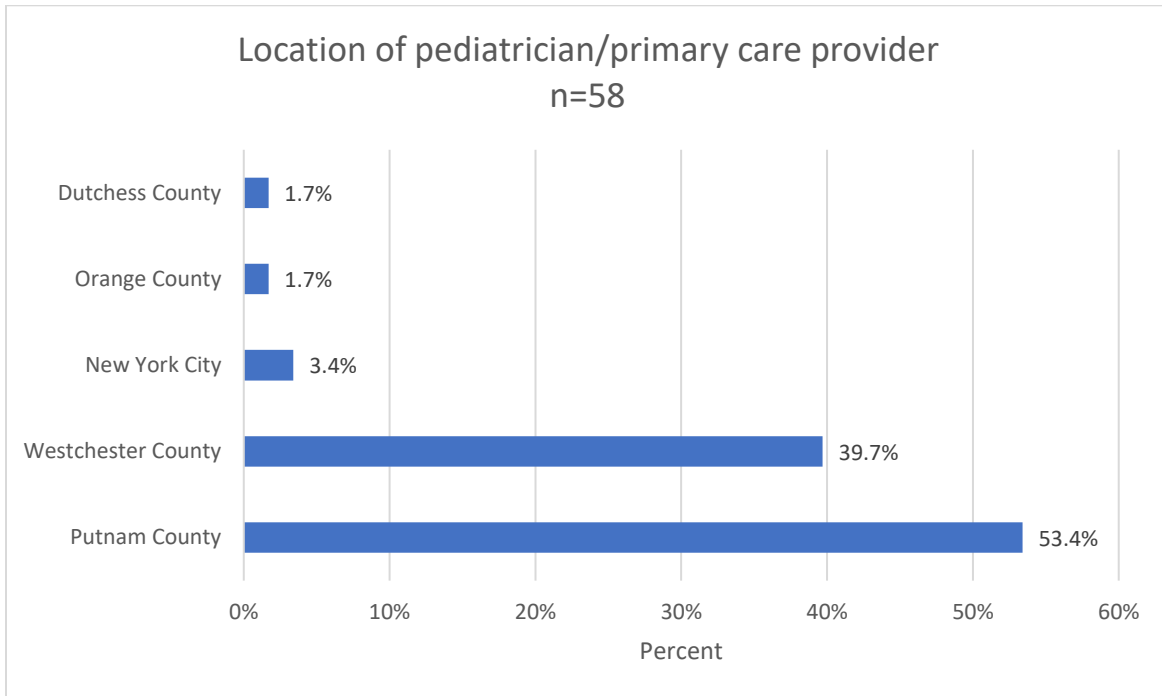
Participants were asked the following questions to determine where early childhood vaccinations were most commonly obtained, and if there were any barriers to accessing early childhood vaccines.

Where do your child/children usually receive vaccinations? Rank the options from most often (1) to least often used (4). Only provide a rank for options that you have used.

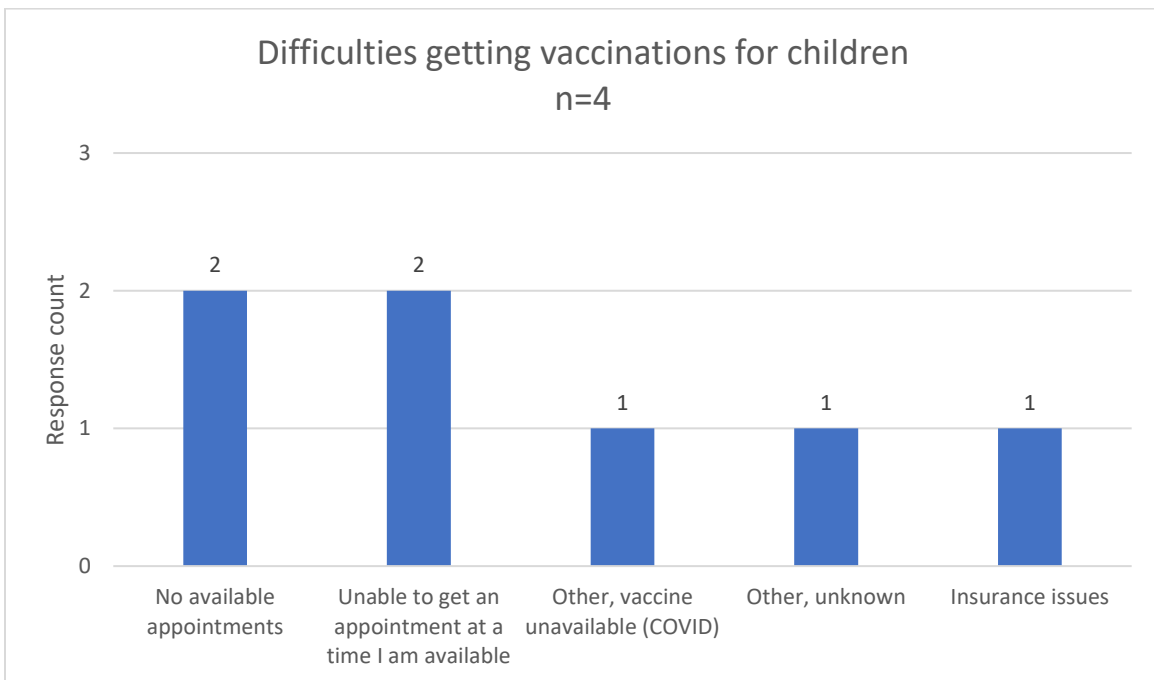


Pediatrician or other primary care provider office was the primary source for early childhood vaccinations for all but one respondent. The second most common source was pharmacies, ranked 1st by one respondent and 2nd by eight respondents.

When asked if they currently have a pediatrician or primary care provider that consistently provides routine care to their child/children, all 58 respondents answered in the affirmative. The chart below illustrates the distribution of location for these pediatricians or primary care providers.



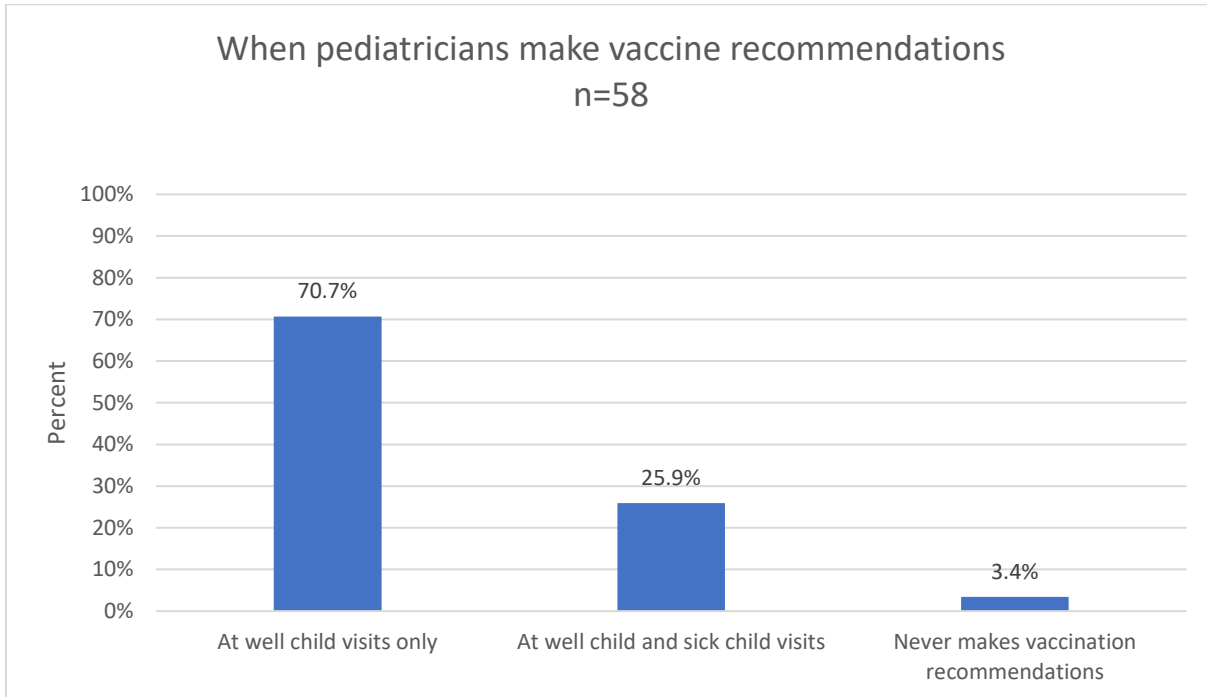
When asked if they had ever had difficulty getting vaccinations for their child/children, only 7% (4 respondents) answered in the affirmative. All four of these respondents use pediatricians/primary care providers located in Putnam County. The distribution of difficulties cited by these four respondents is displayed in the chart below.



Interactions with Pediatricians/Primary Care Providers

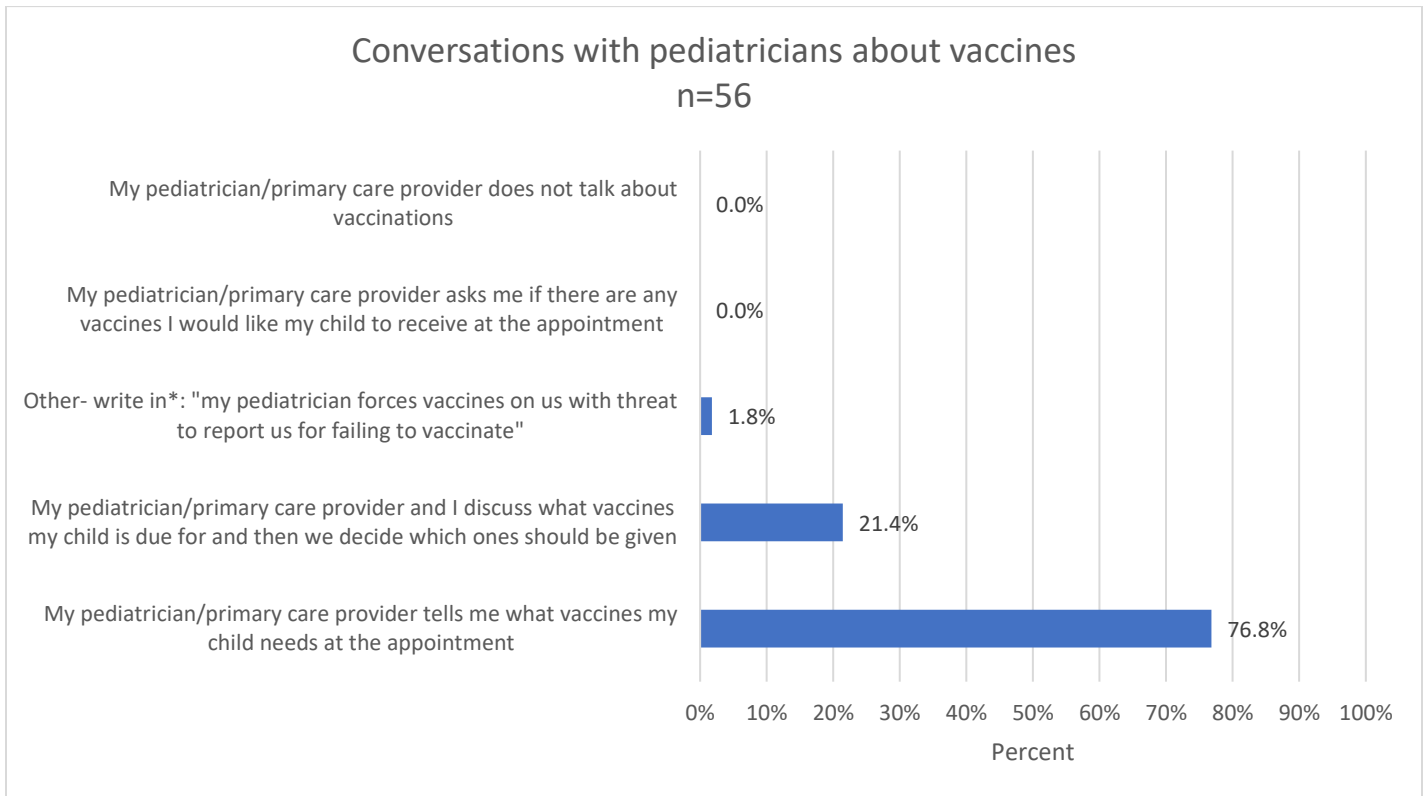
Participants were asked the following questions to assess pediatrician/primary care provider use of strategies recommended to maintain and increase vaccination coverage in their practices (Bjork & Morelli, 2021).

In order to assess if pediatricians/primary care providers are taking advantage of all opportunities to keep children up to date on early childhood vaccinations (Bjork & Morelli, 2021), participants were asked: *When does your pediatrician/primary care provider make recommendations about vaccination?*



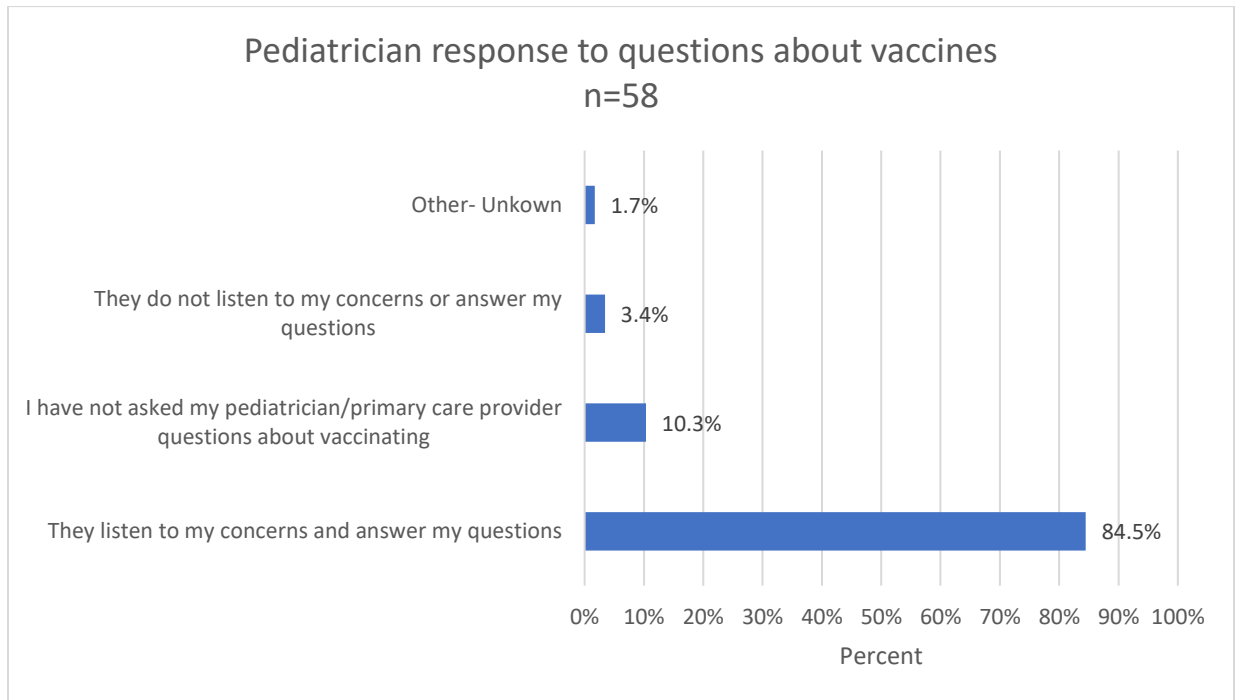
Of the 58 responses to this question, nearly two-thirds stated that recommendations are only given at well child visits. Of the two respondents whose pediatricians/primary care providers never make vaccine recommendations, one receives care in Orange County and one in Dutchess County.

In order to assess if pediatricians/primary care providers are using a presumptive (assuming parents will choose to vaccinate) or participatory (presenting parents with a decision to make) approach to vaccine recommendation (Bjork & Morelli, 2021), participants were asked: *Which best describes conversations with your pediatrician/primary care provider concerning vaccines?*



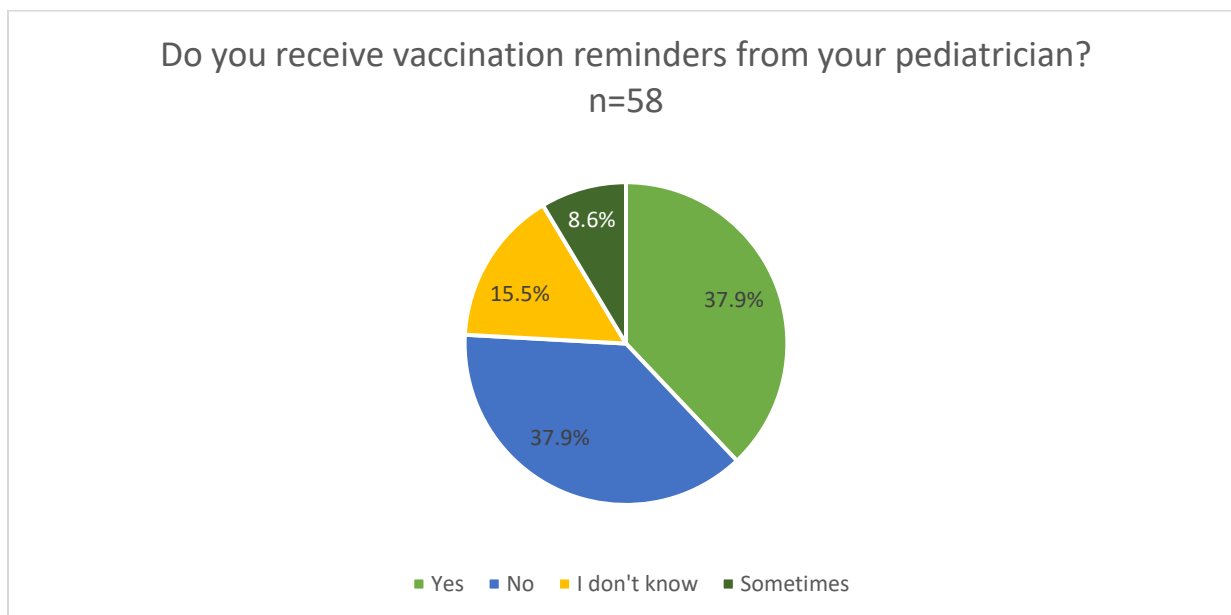
More than three-quarters of 56 respondents to this question indicated that their pediatrician/primary care provider uses the presumptive strategy of telling them what vaccines are needed at the appointment. Differences in responses were noted by location of pediatrician/care provider. Three quarters (nine out of twelve) of those who indicated their pediatrician/primary care providers utilize the participatory strategy of discussing what vaccines the child is due for to decide what will be given receive care in Westchester County, while one-quarter (three out of twelve) receive care in Putnam County.

In order to assess if pediatricians/primary care providers are taking time to listen and respond to parent questions (Bjork & Morelli, 2021), participants were asked: *Which of the following best describes how your pediatrician/primary care provider responds to questions or concerns that you have about vaccinating your child/children?*



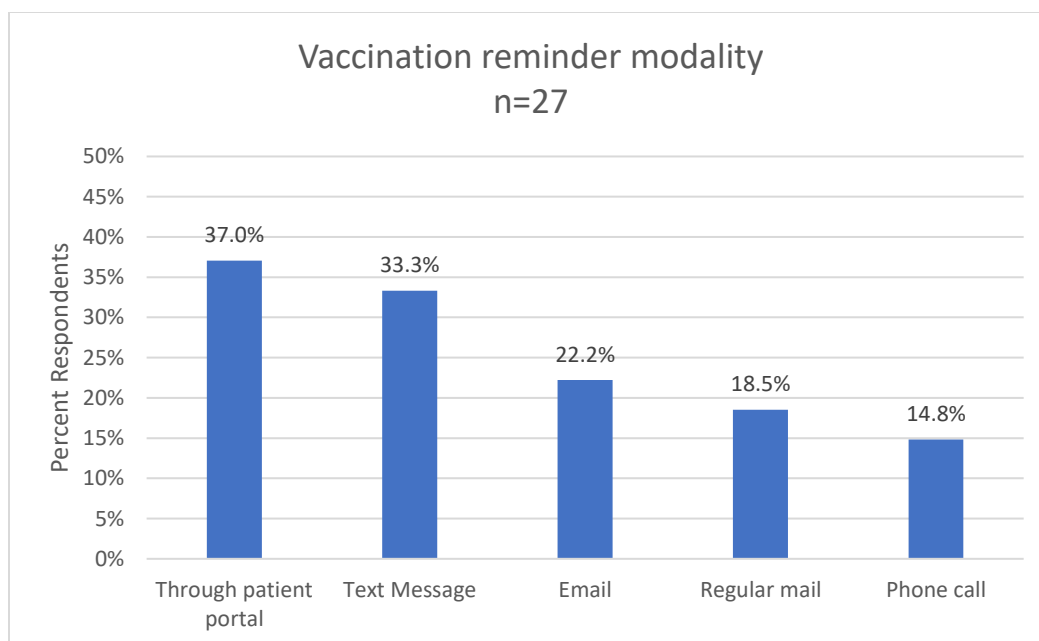
The great majority of the 58 respondents to this question stated that their pediatrician/primary care provider listens to their concerns and answers their questions. Of the two respondents who stated that their pediatrician/primary care provider does not listen to concerns or answer questions, one receives care in Putnam County and one in Westchester County.

Do you receive reminders from your pediatrician/primary care provider when your child/children are due for vaccination?



Respondents do and do not receive vaccine reminders in equal proportions (37.9% each). About a quarter of respondents either receive reminders sometimes or are unsure if they receive reminders.

The 27 respondents who answered they receive reminders or sometimes receive reminders were further queried on the modality of reminders.

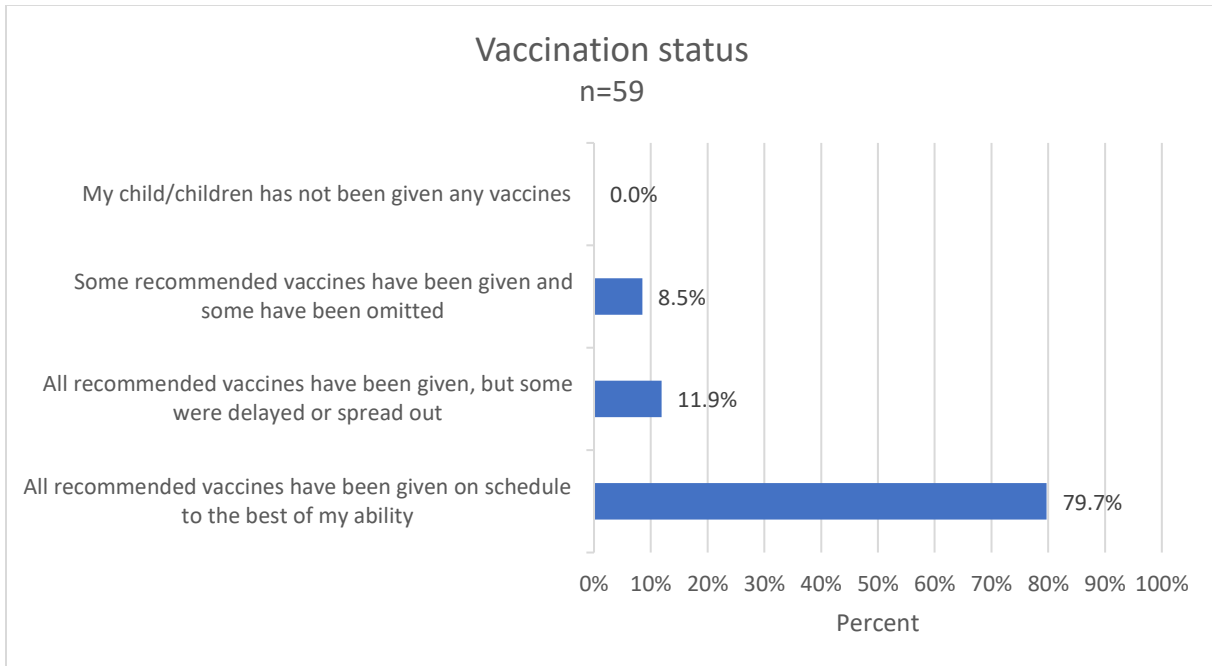


A wide variety of reminder modalities are in use, with some respondents receiving reminders in more than one modality. Reminders through patient portals are most common amongst respondents, closely followed by text messages.

Vaccination Requirements and Vaccination Status

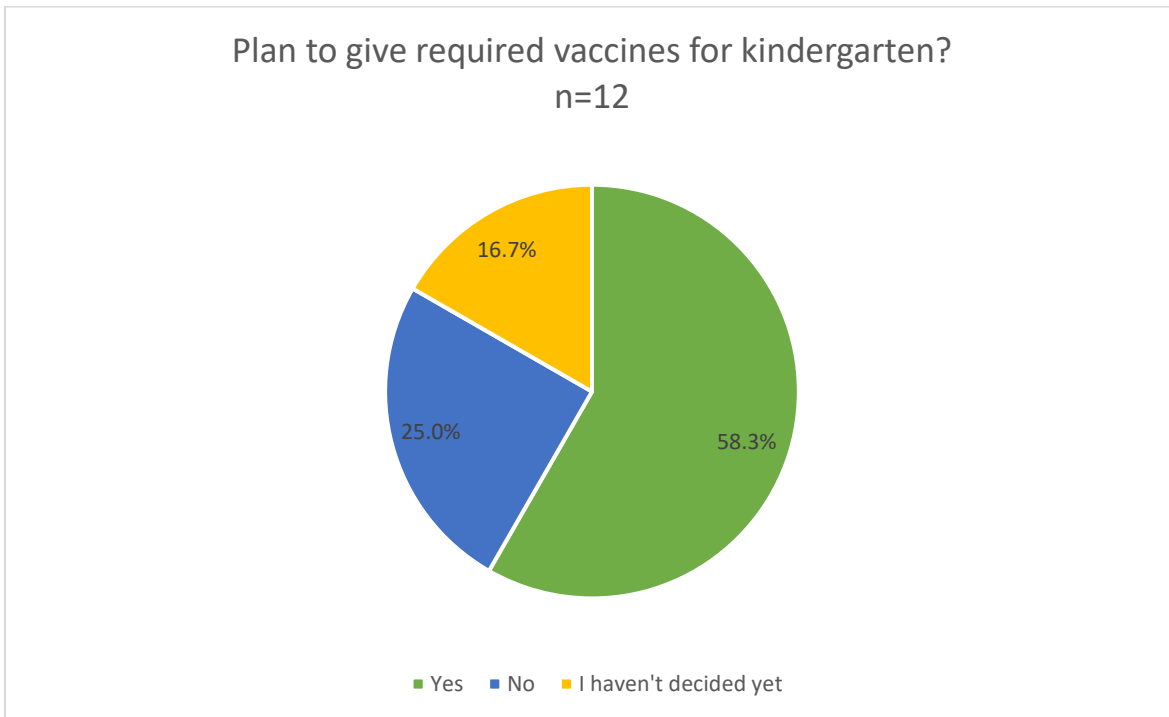
Participants were asked the following questions to categorize early childhood vaccination status of their child/children and further explore the relationship between vaccination status and utilization of school and childcare services with vaccination requirements.

Which of the following best describes the early childhood vaccination status of your child/children? Please do not consider flu or COVID vaccines in this response.



There were 59 total responses to this question. Nearly 80% of respondents stated that all recommended vaccines have been given on schedule to the best of their ability. Slightly more than 20% of respondents had deviated from vaccination recommendations either by delaying or omitting some vaccines. There were no respondents whose children had not received any vaccines.

The 12 respondents who had delayed or omitted some vaccines were asked: *Do you plan to have your child/children vaccinated with all vaccines required for entry into kindergarten?*

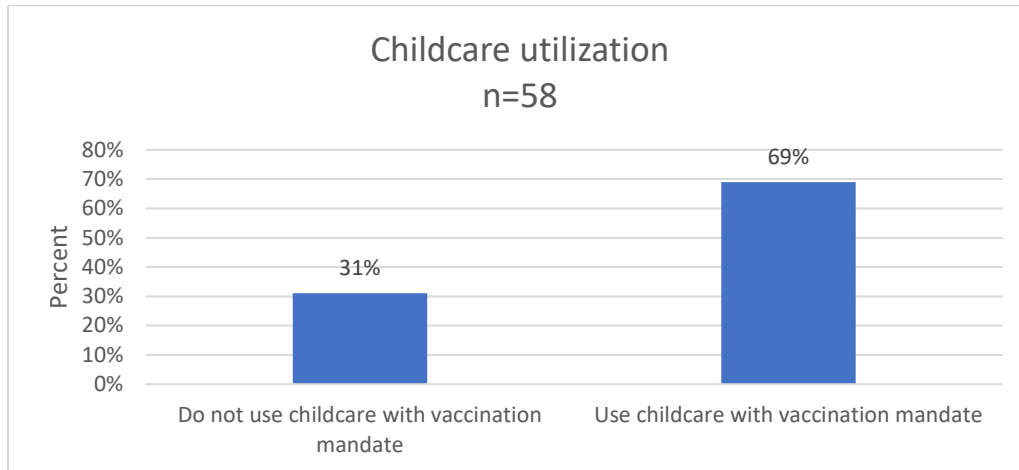


While the majority of the 12 respondents who deviated from vaccination recommendations stated they plan to give their child/children all the vaccines required to attend kindergarten, more than 40% (5 respondents) are unsure or do not plan to give all required vaccines. When asked about plans for kindergarten, three of these five respondents stated that they plan to home school their child/children. One plans to send their child/children to public school, and one failed to provide a response regarding plans for kindergarten.

Differences based on pediatric/primary care were also noted between the 12 respondents who deviated from vaccination recommendations and other respondents:

- Three-quarters (9) of these respondents use pediatricians/primary care providers located in Westchester County. The remaining three respondents receive care in Putnam County, Orange County and New York City, respectively.
- A higher proportion of respondents who had deviated from vaccination recommendations (66.7%) also selected “*my pediatrician/primary care provider and I discuss what vaccines my child is due for and then we decide which ones should be given*” as compared to those who had not deviated from vaccine recommendations (8.7%).

All survey participants were asked what type of childcare they currently utilize.



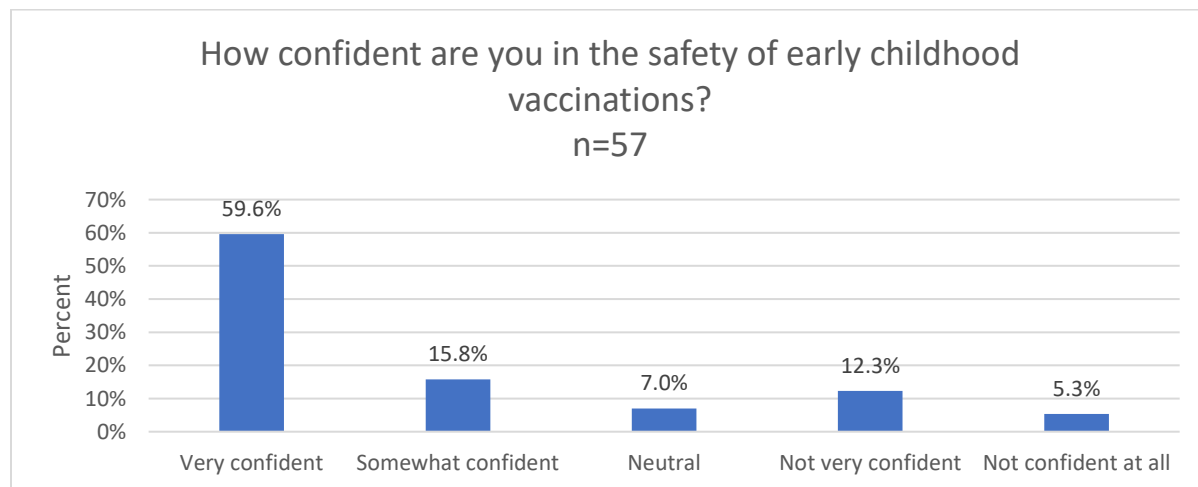
More than two-thirds of 58 respondents use childcare which requires vaccination for attendance such as licensed day care centers, head start programs, pre-schools, or nursery schools.

Differences were noted in vaccination status based on childcare utilization. A higher percentage of those using childcare with vaccination requirements stated that their child/children had been given all recommended vaccines on schedule (87.5%) as compared to those not using childcare with vaccination requirements (61.1%).

Confidence and Concerns about Vaccination

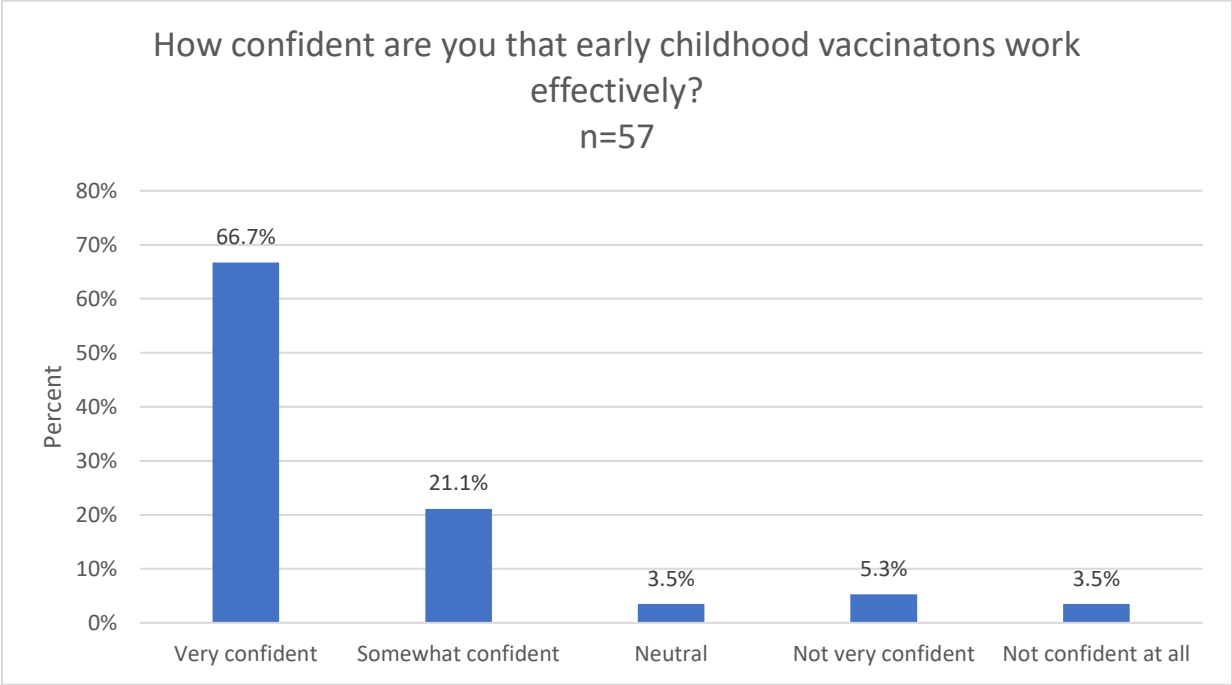
Participants were asked the following questions to assess their confidence in early childhood vaccinations in general, and by individual vaccine.

How confident are you in the safety of early childhood vaccinations for your child/children?



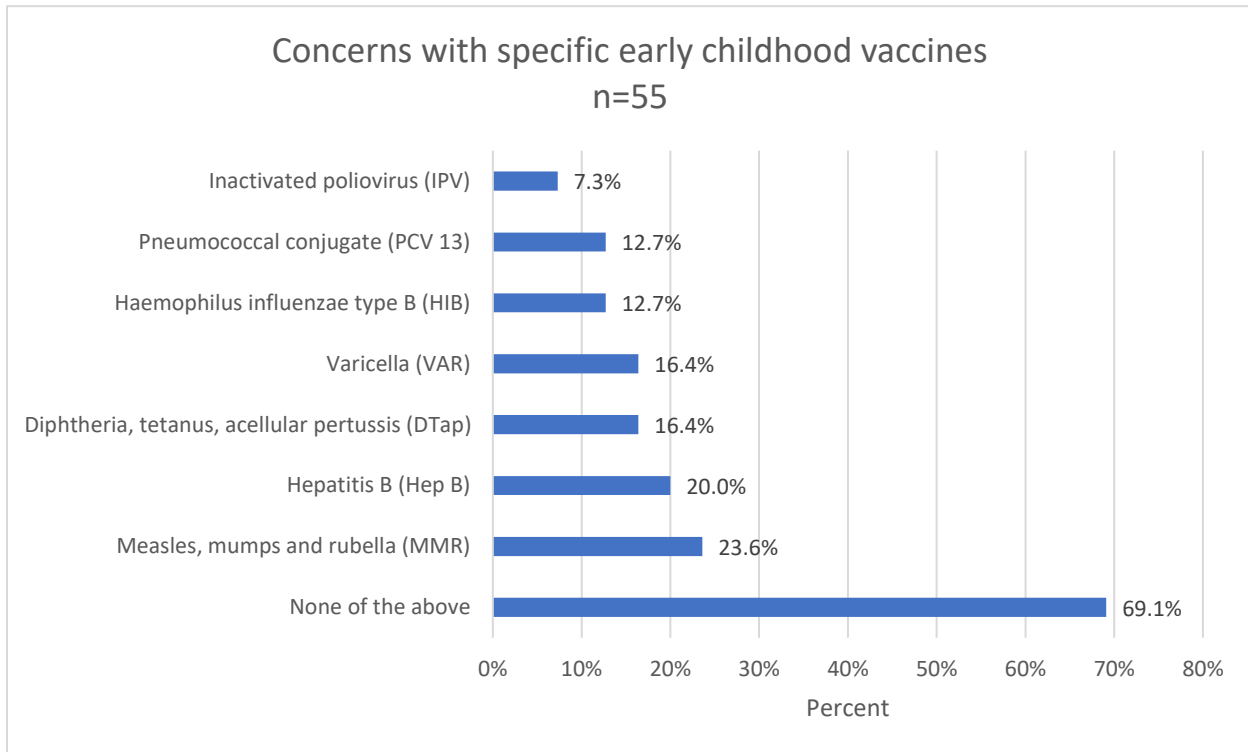
The majority (59.6%) of the 57 respondents to this question are very confident in the safety of early childhood vaccinations. The proportion who are very confident in the safety of early childhood vaccinations is higher (67.4%) amongst those who have given all vaccines to the best of their ability than amongst those who had deviated from vaccination recommendations (27.3%).

How confident are you that early childhood vaccinations work effectively?



The majority (66.7%) of the 57 respondents to this question are very confident in the safety of early childhood vaccinations. The proportion who are very confident that early childhood vaccinations work effectively is higher (76.1%) amongst those who have given all vaccines to the best of their ability than amongst those who had deviated from vaccination recommendations (27.3%).

Participants were then asked to check any of the early childhood vaccines for which they have specific concerns.



More than two-thirds (69.1%) of the 55 respondents to this question do not have concerns about any of the early childhood vaccines. The vaccine with the highest proportion of concerned respondents was the measles, mumps and rubella (MMR) vaccine (23.6%). The second most cited vaccine was Hepatitis B (20%). The vaccine with the lowest proportion of concerned respondents (7.3%) was the inactivated poliovirus vaccine (IPV).

Participants were also given the opportunity to describe concerns for specific vaccines, but only did so in low numbers. Reactions were cited as concerns for MMR (3), DTap (1) and Varicella (1) vaccines. Discomfort with combination vaccines was cited for MMR (1) and DTap (3). Concern for toxicity of ingredients was cited for DTap (1), HIB (2) and PCV 13 (1). Persistent concerns over association between MMR and autism or cognitive issues was cited by three respondents. Feeling that the vaccine was unnecessary were cited for Hep B (2, concern is specific for being given in infancy), Varicella (1), HIB (2), and PCV 13 (1). Causing autoimmune issues was cited for Hep B (1) and Varicella (1). Finally, concerns about effectiveness were cited for Hep B (1), HIB (1), and PCV 13 (2).

Discussion

Limitations

There are limitations that should be considered in the interpretation of this survey:

- The sample size is very low, resulting in a high estimated margin of error of +/- 13%. Survey results may not be generalizable to the target population. Attempts to increase the number of responses likely biased the sample towards residents of towns where there was in person recruitment (e.g.: Brewster and Cold Spring).
- Given the low response rate, and lack of incentive for participation, there is likely a response bias towards individuals with strong feelings about early childhood vaccination. The survey may have failed to capture parents/guardians who do not have strong feelings about early childhood vaccinations.

Several factors may have contributed to the low response rate for this survey. [Recent COVID vaccine surveys in Putnam County](#) generated very high response rates, however unlike early childhood vaccination, COVID-19 was a topic very much at the forefront of public discourse at the time they were administered. PCDOH should consider seeking funding for survey incentives when there is a need to assess topics that are less likely to generate strong interest. Funding constraints also only allowed us to send a single invitation to participate as part of our recruitment, unlike the survey cited to estimate the expected response rate, which also sent a reminder postcard (Niesobecki, et al., 2019). Finally, administration during the summer travel season may have had a negative impact on response rate. If PCDOH chooses to pursue mailed postcards as a means of recruitment in future surveys, funding should be sought to send two rounds of postcards, and ideally these surveys should not be conducted in the summer.

Key Findings and Recommendations

With these limitations in mind, there are findings that provide insight into efforts to improve early childhood vaccination rates in Putnam County.

Survey respondents have a higher rate of compliance with early childhood vaccination recommendations (79.7%) than that indicated by the 2021 countywide rate for two-year-olds (62.9%) (NYSDOH, 2023), and results provide little evidence that barriers, such as lack of appointments or health insurance, limit the ability of Putnam County residents to obtain early childhood vaccinations. Thus, interventions to increase access to early childhood vaccinations are unlikely to markedly increase rates in the county.

Results of questions designed to assess pediatrician use of strategies recommended to maintain and increase vaccination coverage in their practices (Bjork & Morelli, 2021) may be used to inform pediatric practice-based interventions.

- More than 20% of respondents indicated that their pediatrician/primary care provider uses a participatory approach to vaccine recommendation. This percentage increases to 66.7% amongst respondents who have deviated from early childhood vaccination recommendations. Interventions encouraging use of presumptive recommendations should be considered to increase compliance with early childhood vaccination recommendations.

- Only about a one quarter of respondents indicate their pediatrician/primary care provider makes vaccination recommendations at well and sick child visits. Practice based policies to vaccinate at every visit to avoid missing opportunities to keep children up to date on vaccinations should be encouraged in pediatric practices.
- Less than half of respondents stated that they receive reminders from their pediatrician/primary care providers when their child/children are due for vaccines. Interventions designed to routinize consistent utilization of reminder systems should be pursued to increase early childhood vaccination rates in Putnam County.

While most survey respondents receive early childhood vaccinations with pediatricians/primary care providers, nearly half receive this care outside of Putnam County. This is in accordance with results of a recent [survey of Putnam County pediatric providers](#) which found nearly a quarter of practices with less than half of their patients residing in Putnam County, and more than 50% of practices with only half to three-quarters of their patients residing in Putnam County. This lack of consistency between county of residence for patients and county location of pediatric practices will limit the power of interventions with Putnam County practices to impact early childhood vaccinations at the county level. Furthermore, there may be an association between vaccination status and location of pediatric/primary care practices with nearly 92% of survey respondents who had deviated from early childhood vaccination recommendations getting care outside of Putnam County. This could be indicative of differences between pediatric vaccine providers inside versus outside of Putnam County and/or differences between the parents/guardians who seek care inside versus outside of the county. For example, vaccine hesitant parents may be seeking out care at practices more willing to accommodate deviations in early childhood vaccination recommendations. Further assessments are required to better understand the association between vaccination status and provider location.

Higher levels of early childhood vaccination recommendation compliance were noted in respondents whose child/children attend a childcare setting which mandates vaccination (87.5%) than those who do not (61.1%). Messaging to parents/guardians should emphasize the importance of adherence to early childhood vaccination recommendations in all young children, not just those with requirements for childcare.

The great majority of survey respondents have high levels of confidence in the safety and effectiveness of early childhood vaccines, and more than two thirds stated that they had no specific concerns with individual vaccines. However, public health and healthcare providers should be cognizant of the specific concerns cited in this survey, and other concerns not captured in the survey, when interacting with vaccine hesitant parents/guardians. Practitioners can access guidance for communicating with vaccine hesitant parent through the CDC (CDC NCIRD, 2020) and the American Academy of Pediatrics (AAP, 2023).

References

AAP. (2023, May 11). *Talking with Vaccine Hesitant Parents*. Retrieved from American Academy of Pediatrics: <https://www.aap.org/en/patient-care/immunizations/communicating-with-families-and-promoting-vaccine-confidence/talking-with-vaccine-hesitant-parents/>

- Bjork, A., & Morelli, V. (2021, August 18). *Immunization Strategies for Healthcare Practices and Providers*. (C. NCIRD, Producer) Retrieved from The Pink Book Home: <https://www.cdc.gov/vaccines/pubs/pinkbook/strat.html>
- CDC. (2022, September 15). *Diseases You Almost Forgot (Thanks to Vaccines)*. Retrieved from Vaccines for Your Children: <https://www.cdc.gov/vaccines/parents/diseases/forgot-14-diseases.html>
- CDC NCIRD. (2018, April 11). *Talking with Parents about Vaccines for Infants*. Retrieved from Provider Resources for Vaccine Conversations with Parents: <https://www.cdc.gov/vaccines/hcp/conversations/talking-with-parents.html>
- CDC NCIRD. (2020, July 13). *Talking to Parents about Vaccines*. Retrieved from (IQIP) Immunization Quality Improvement for Providers: <https://www.cdc.gov/vaccines/programs/iqip/talking-to-parents.html>
- CDC NCIRD. (2022, June 28). *IQIP Strategies*. Retrieved from (IQIP) Immunization Quality Improvement for Providers: <https://www.cdc.gov/vaccines/programs/iqip/strategies.html>
- Hamel, L., Lopes, L., Sparks, G., Kirzinger, A., Kearney, A., & Stokes, M. (2021). *KFF COVID-19 Vaccine Monitor: October 2021*. KFF. Retrieved from <https://www.kff.org/coronavirus-covid-19/poll-finding/kff-covid-19-vaccine-monitor-october-2021/>
- Hill, H., Yankey, D., Elam-Evans, L., Singleton, J., Pingali, S., & Santibanez, T. (2020). Vaccination Coverage by Age 24 Months Among Children Born in 2016 and 2017- National Immunization Survey-Child, United States, 2017-2019. *MMWR*, 1505-1511. Retrieved from https://www.cdc.gov/mmwr/volumes/69/wr/mm6942a1.htm?s_cid=mm6942a1_w
- Kujawski, S., Yao, L., Wang, H., Carias, C., & Chen, Y. (2022, January). Impact of the COVID-19 pandemic on pediatric and adolescent vaccinations and well child visits in the United States: a database analysis. *Vaccine*, 40(5), 706-713. Retrieved from <https://www.sciencedirect.com/science/article/pii/S0264410X21016728>
- Niesobecki, S., Hansen, A., Rutz, H., Mehta, S., Feldman, K., Meek, J., . . . Hinckley, A. (2019). Knowledge, attitudes and behaviors regarding tick-borne disease prevention in endemic areas. *Ticks and Tick-borne Diseases*, 10(6). Retrieved from <https://www.sciencedirect.com/science/article/abs/pii/S1877959X18305120>
- NYS Health Foundation. (2021). *Getting a Fair Shot: Progress and Disparities in Early Childhood Vaccination in New York State*. New York. Retrieved from <https://nyhealthfoundation.org/wp-content/uploads/2021/08/progress-and-disparities-in-early-childhood-vaccination-in-NY-state.pdf>
- NYSDOH. (2023). *2023-24 School Year New York State Immunization Requirements for School Entrance/Attendance*. Retrieved from School Vaccination Requirements: https://www.health.ny.gov/publications/2370_2024.pdf
- NYSDOH. (2023, January). *Putnam County- Percentage of 24-35-month old children with the 4:3:1:3:3:1:4 immunization series*. Retrieved from New York State Prevention Agenda Dashboard- County Level: Putnam County: https://webbi1.health.ny.gov/SASStoredProcess/guest?_program=/EBI/PHIG/apps/dashboard/pa_dashboard&p=ctr&ind_id=pa40_0%20&cos=37
- U.S Census Bureau. (2022, July). *Quick Facts Putnam County, New York; United States*. Retrieved from Census.gov: <https://www.census.gov/quickfacts/fact/table/putnamcountynyork,US/PST045222>
- USPS. (n.d.). *NCOALink*. Retrieved from USPS Postal Pro: <https://postalpro.usps.com/mailing-and-shipping-services/NCOALink>

Appendix A- Recruitment Postcard

Putnam County
Department of Health
1 Geneva Rd
Brewster, NY 10509

HELP US LEARN MORE ABOUT EARLY CHILDHOOD VACCINATION IN PUTNAM COUNTY



TAKE A 5 MINUTE ANONYMOUS SURVEY



Dear Parents/Guardians,

The Putnam County Dept. of Health is conducting a survey to learn about early childhood vaccination. If you are the parent/guardian of a child/children 2-5 years of age who has not started kindergarten, we invite you to participate in this **5 minute anonymous** survey by 8/4/2023. One response per household please.
Thank you!

Queridos padres/tutores,

El Departamento de Salud del Condado de Putnam está realizando una encuesta para obtener información sobre la vacunación en la primera infancia. Si usted es el padre/tutor de un niño/niños de 2-5 años de edad que no ha comenzado kínder, te invitamos a participar en esta encuesta **anónima de 5 minutos** antes del 8/4/2023. Una respuesta por hogar será suficiente Por favor.
Gracias!

If you have questions or trouble accessing the survey, contact the PCDOH Immunization Team

TO TAKE THE SURVEY

scan QR code or visit
<https://survey.alchemer.com/s3/7316391/child-vac>



PARA TOMAR LA ENCUESTA

escanea el código QR o visita
<https://survey.alchemer.com/s3/7316391/child-vac>

Si tiene preguntas o problemas para acceder a la encuesta, comuníquese con el equipo de vacunación de PCDOH

845-808-1390 | healthdata@putnamcountyny.gov | <https://www.putnamcountyny.com/health/#ncd>

Appendix B- Survey Instrument

Welcome

The Putnam County Department of Health is conducting a survey of Putnam County resident parents with children between 2-5 years of age to learn more about attitudes and experiences surrounding early childhood vaccination. Your participation in this survey will help us better understand and respond to the vaccination needs of our community.

The survey should take about 5 minutes to complete. Please only submit one survey per household.

Thank you for helping us keep Putnam healthy!

1) Are you the parent or guardian of one or more children between 2-5 years of age who live in Putnam County, New York and have not yet started kindergarten?*

Yes

No

2) Has another parent/guardian from your household taken this survey already?*

Yes

No

Logic: Survey terminates if answer to question #1 is "No" OR if answer to question #2 is "Yes"

Please respond to the following questions regarding your child/children who are between 2-5 years of age and have not yet started kindergarten.

3) Which of the following best describes the early childhood vaccination status of your child/children? Please do not consider flu or COVID vaccines in this response.

All recommended vaccines have been given on schedule to the best of my ability

All recommended vaccines have been given, but some were delayed or spread out

Some recommended vaccines have been given and some have been omitted

My child/children has not been given any vaccines

Other - Write In:

Logic: Not offered if question #3 is "All recommended vaccines have been given on schedule to the best of my ability"

4) Do you plan to have your child vaccinated with all vaccines required for entry into kindergarten?

- Yes
- No
- I haven't decided yet

Logic: Not offered if question #3 is "My child/children has not been given any vaccines"

5) Where do your child/children usually receive vaccinations? Rank the options from most often (1) to least often used (4). Only provide a rank for options that you have used.

- Pediatrician or primary care provider office
- Pharmacy
- Putnam County Department of Health Vaccination Clinic
- Other vaccination clinic
- Not applicable- my child/children have not received vaccinations

6) Do you currently have a pediatrician/primary care provider that consistently provides routine care to your child/children?

- Yes
- No
- I'm not sure:

Logic: Not offered if question #6 is "No"

7) *Where is your child/children's pediatrician/primary care provider located? If the provider has offices in more than one location on the list, please select the location that you use most frequently.*

- Putnam County
- Westchester County
- Orange County
- Dutchess County
- Rockland County
- New York City
- Connecticut
- Other

8) *Have you ever had difficulty getting vaccinations for your child/children?*

- Yes No I'm not sure

Logic: Not offered if question #8 is "No"

9) *What difficulties have you faced to getting vaccinations for your children? Check all that apply.*

- Lack of transportation to vaccination location
- No available appointments
- Unable to get an appointment at a time I am available
- Pediatricians/primary care providers not accepting new patients
- Cost of vaccination
- Insurance issues
- Other - Write In:

Logic: Not offered if question #6 is "No"

10) Which best describes conversations with your pediatrician/primary care provider concerning vaccines?

- My pediatrician/primary care provider tells me what vaccines my child needs at the appointment
- My pediatrician/primary care provider and I discuss what vaccines my child is due for and then we decide which ones should be given
- My pediatrician/primary care provider asks me if there are any vaccines I would like my child to receive at the appointment
- My pediatrician/primary care provider does not talk about vaccinations
- Other - Write In:

Logic: Not offered if question #6 is "No"

11) Which of the following best describes how your pediatrician or primary care provider responds to questions or concerns that you have about vaccinating your child/children?

- They listen to my concerns and answer my questions
- They do not listen to my concerns or answer my questions
- I have not asked my pediatrician/primary care provider questions about vaccinating
- Other - Write In:

Logic: Not offered if question #6 is "No"

12) When does your pediatrician/primary care provider make recommendations about vaccination?

- At well child visits only
- At well child and sick child visits
- Never makes vaccination recommendations
- Other - Write In:

Logic: Not offered if question #6 is "No"

13) Do you receive reminders from your pediatrician/primary care provider when your child/children are due for a vaccination?

- Yes
- No
- Sometimes
- I don't know

Logic: not offered if question #13 is "No" or "I don't know"

14) How do you receive vaccination reminders from your pediatrician/primary care provider?
Check all that apply.

- Regular mail
- Email
- Text Message
- Phone call
- Through patient portal
- Other - Write In:

15) What types of childcare do you use?

Check all that apply. If you check None of the above in error, uncheck the box, and then entered desired response.

- Licensed day care center
- Pre-school or nursery school
- Head start program
- Unlicensed day care center
- Nanny or babysitter
- Family/friend/relative/neighbor
- Other - Write In:
- None of the above

16) *How confident are you in the safety of early childhood vaccinations for your child/children?*

- Very confident
- Somewhat confident
- Neutral
- Not very confident
- Not confident at all

17) *How confident are you that early childhood vaccinations work effectively?*

- Very confident
- Somewhat confident
- Neutral
- Not very confident
- Not confident at all

18) *The following is a list of the core early childhood vaccines.*

Check off any for which you have specific concerns. If you check None of the above in error, uncheck the box, and then entered desired response.

- Hepatitis B (Hep B)
- Diphtheria, tetanus, acellular pertussis (DTap)
- Haemophilus influenzae type B (HIB)
- Pneumococcal conjugate (PCV 13)
- Inactivated poliovirus (IPV)
- Measles, mumps and rubella (MMR)
- Varicella (VAR)
- None of the above

Logic: Only offered if question #18 is "Hepatitis B (Hep B)"

19) What are your concerns about the Hepatitis B vaccine?

Logic: Only offered if question #18 is "Diphtheria, tetanus, acellular pertussis (DTap)"

20) What are your concerns about the Diphtheria, tetanus, acellular pertussis (DTap) vaccine?

Logic: Only offered if question #18 is "Haemophilus influenzae type B (HIB)"

21) What are your concerns about the *Haemophilus influenzae* type B (HIB) vaccine?

Logic: Only offered if question #18 is "pneumococcal conjugate (PCV 13)"

22) What are your concerns about the pneumococcal conjugate (PCV 13) vaccine?

Logic: Only offered if question #18 is "inactivated poliovirus (IPV)"

23) What are your concerns about the inactivated poliovirus (IPV) vaccine?

Logic: Only offered if question #18 is "measles, mumps and rubella (MMR)"

24) What are your concerns about the measles, mumps and rubella (MMR) vaccine?

Logic: Only offered if question #18 is "varicella (VAR)"

25) What are your concerns about the varicella (VAR) vaccine?

26) *Where do you plan to have your child/children attend kindergarten?*

- Public School
- Private or Faith Based School
- Home School
- I haven't decided yet
- Other - Write In:

27) *What zip code do your child/children live in?*

- 10509
- 10512
- 10516
- 10524
- 10537
- 10541
- 10542
- 10579
- 12531
- 12533
- 12563

28) *How many children are you answering for?*

29) *What race do your child/children identify with?*

- White
- Black
- Asian
- More than one race
- Other - Write In:

30) *What ethnicity do your child/children identify with?*

- Hispanic
- Not-Hispanic

Thank You!

Thank you for taking our survey. Your response is very important to us.

If you have questions about early childhood vaccinations, please reach out to the Immunization Program at the Putnam County Department of Health at 845-808-1390.
