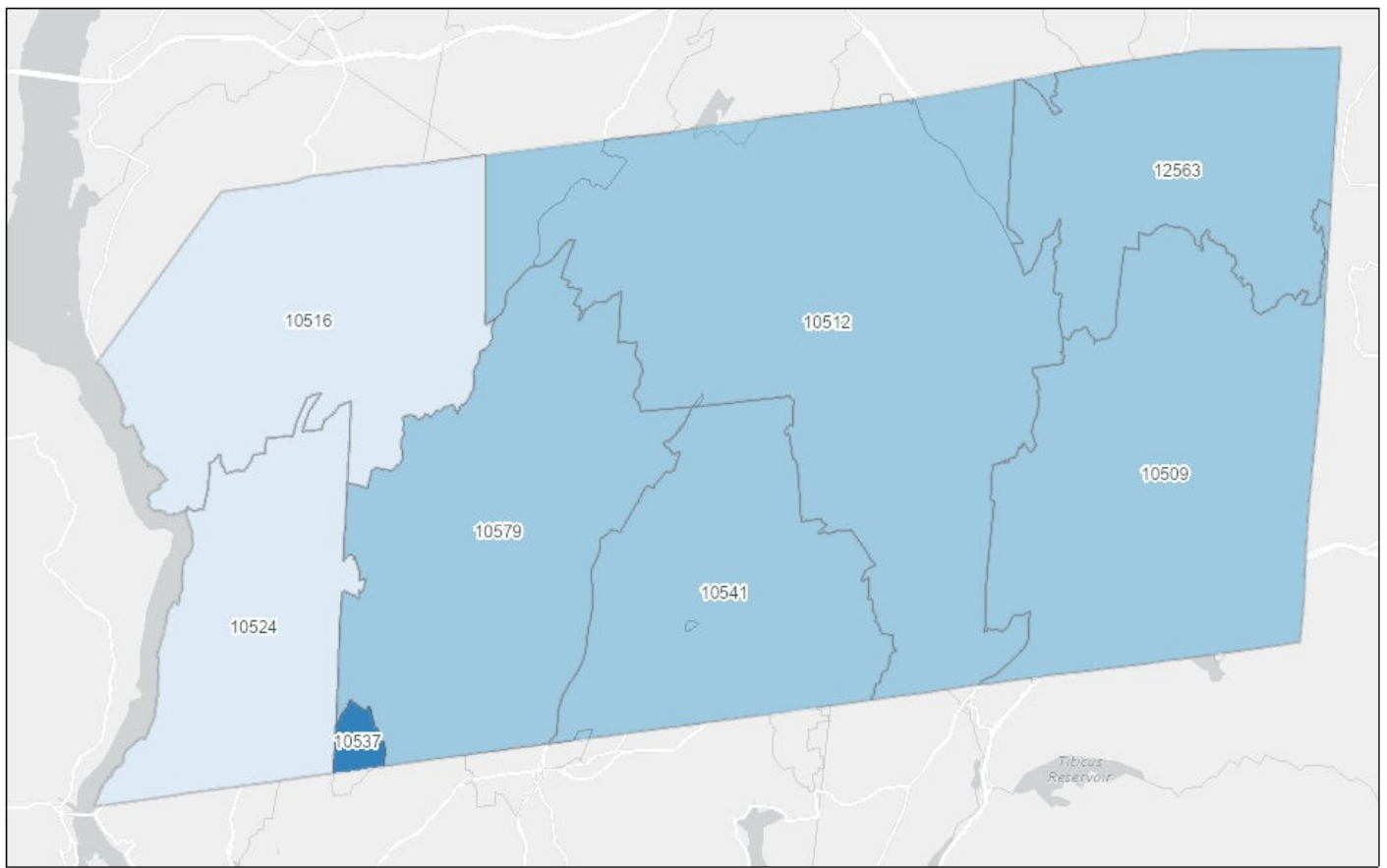


Putnam County Weekly COVID-19 Surveillance Report

COVID incidence per 100,000 residents by zip-code for the week of 01/14/2024 - 01/20/2024

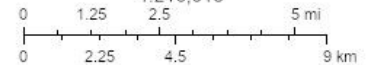


1/25/2024

Legend

- 0 - 100
- > 100 - 200
- > 200 - 300

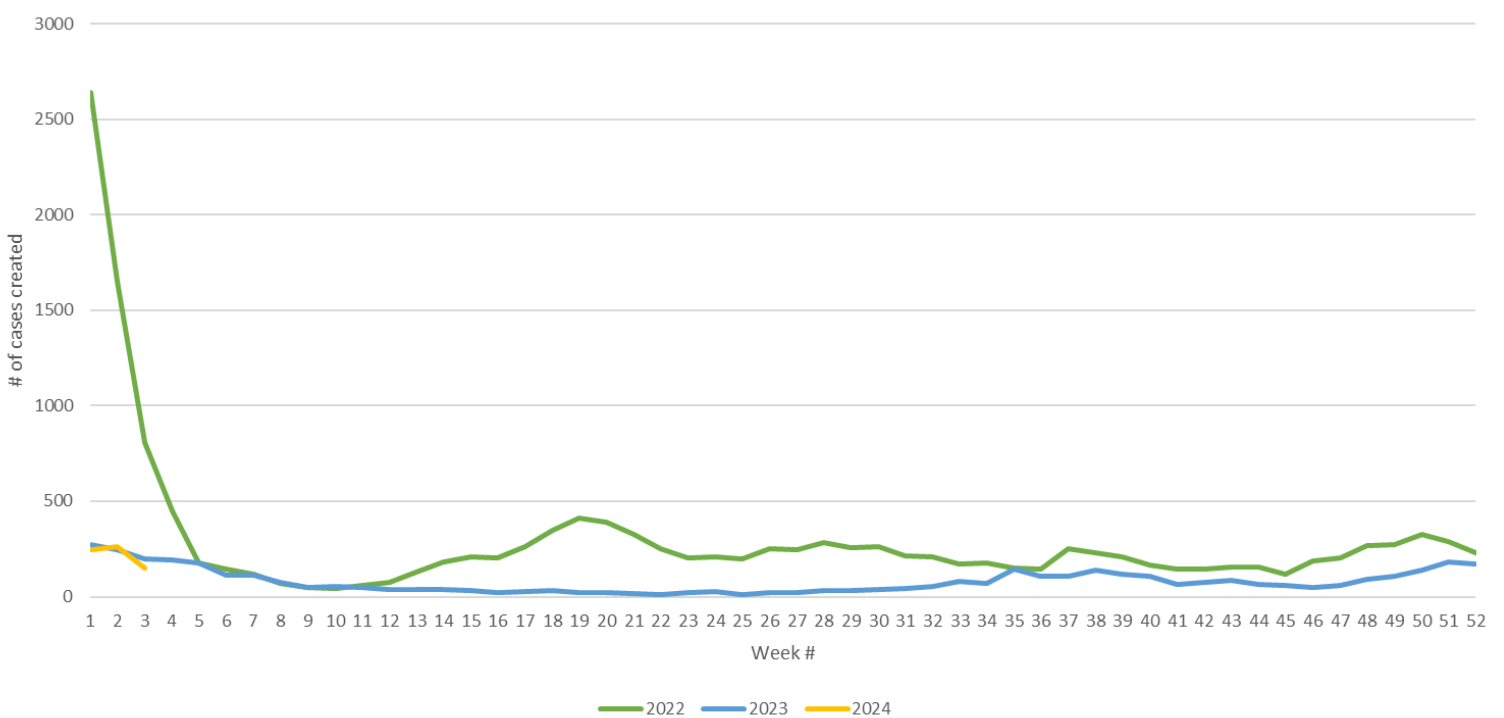
1:216,913



Esri, TomTom, Garmin, SafeGraph, METI/NASA, USGS, EPA, NPS, USDA, USFWS

*10512 incidence area also includes portions of 12533, 12531 & 12582 that are in Putnam County.
10541 incidence area also includes 10542 & portion of 10588 that is in Putnam County.

Cases of COVID-19 by Week, Putnam County, NY



MMWR Week	Week Ending	# Cases	Cases YTD*	PHC** Admits	PHC** Admits YTD*
49	12/9/2023	109	3682	4	139
50	12/16/2023	137	3819	3	143
51	12/23/2023	183	4002	7	146
52	12/30/2023	169	4171	6	153
1	1/6/2024	245	245	12	12
2	1/13/2024	263	508	13	25
3	1/20/2024	152	660	4	29

* YTD: Year to date

**PHC: Putnam Hospital Center

The last 4 weeks of data for 2023 will be included in the 2024 table for several weeks for comparative purposes

Source Information:

- Cases- lab confirmed positive results with Putnam County residency reported to the NYS Communicable Disease Electronic Surveillance System (CDESS) by CDESS creation date
- PHC Admits- as per NYSDOH at <https://health.data.ny.gov/Health/New-York-State-Statewide-COVID-19-Hospitalizations/jw46-jpb7>

For statewide COVID data, [click here](#)