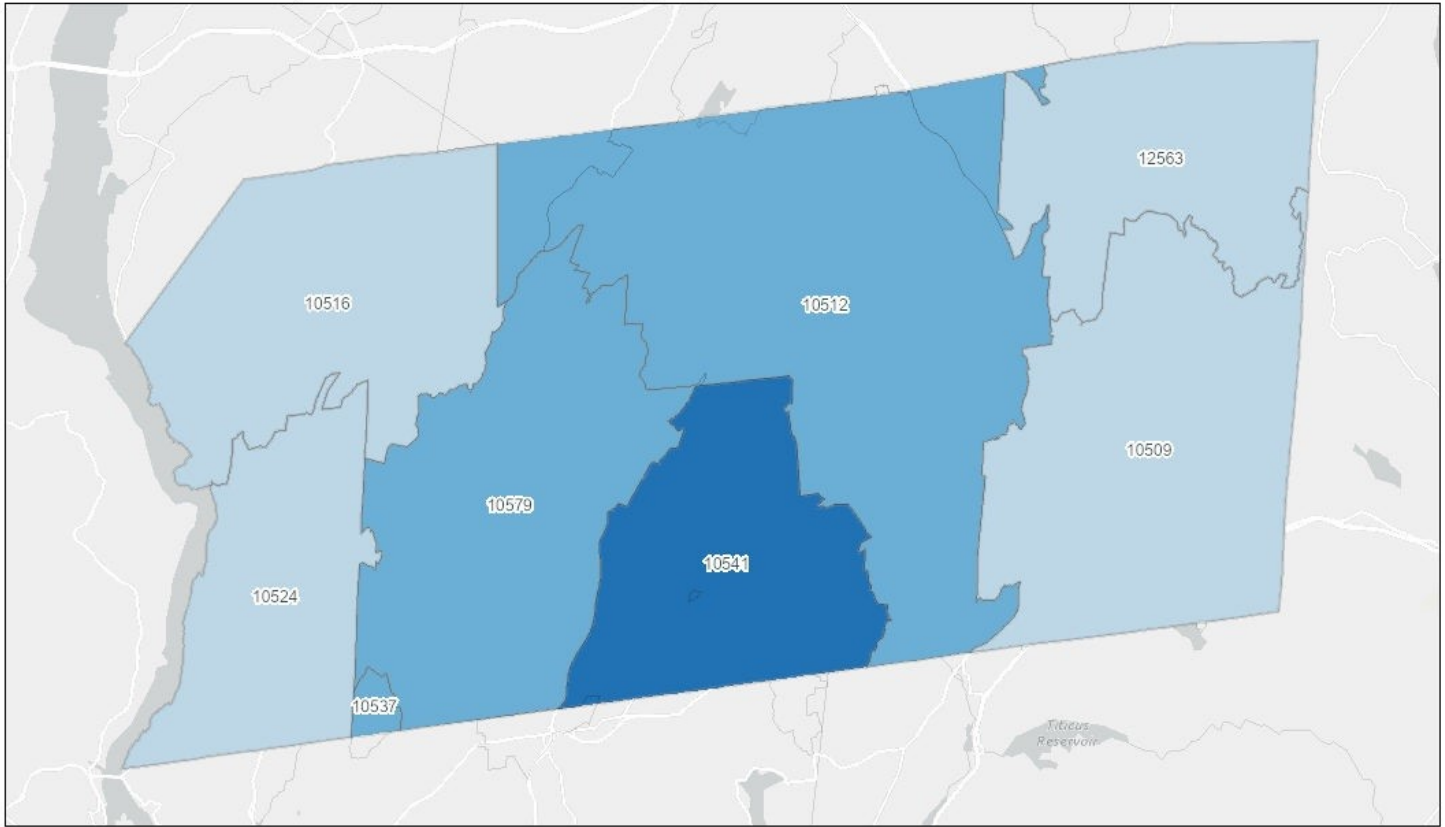



Putnam County Weekly COVID-19 Surveillance Report

COVID Incidence per 100,000 Residents by Zip-code for the Week of 01/21/2024 - 01/27/2024



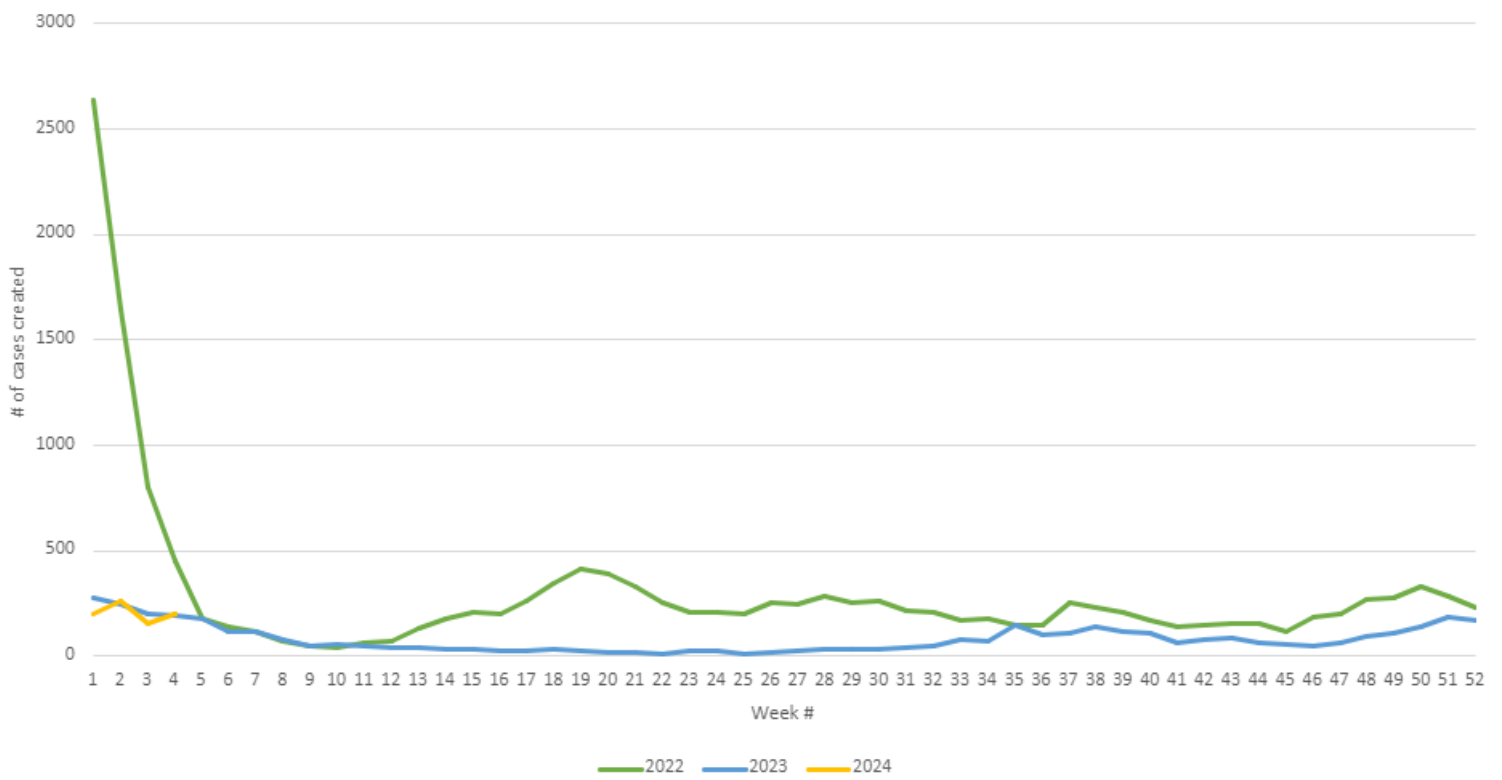
1/30/2024

> 100 - 200 > 200 - 300 > 300 - 400



*10512 incidence area also includes portions of 12533, 12531 & 12582 that are in Putnam County.
 10541 incidence area also includes 10542 & portion of 10588 that is in Putnam County.

Cases of COVID-19 by Week, Putnam County, NY



MMWR Week	Week Ending	# Cases	Cases YTD*	PHC** Admits	PHC** Admits YTD*
1	1/6/2024	199	245	12	12
2	1/13/2024	263	508	13	25
3	1/20/2024	152	660	4	29
4	1/27/2024	201	861	4	33

* YTD: Year to date

**PHC: Putnam Hospital Center

Source Information:

- Cases- lab confirmed positive results with Putnam County residency reported to the NYS Communicable Disease Electronic Surveillance System (CDESS) by CDESS creation date
- PHC Admits- as per NYSDOH at <https://health.data.ny.gov/Health/New-York-State-Statewide-COVID-19-Hospitalizations/jw46-jpb7>

For statewide COVID data, [click here](#)